



FEATURES

- T6.8 Slide Base fitting
- Unique SOLO (Stock One LED Only) technology
- Range of LED colour options
- Flat Topped LED
- Internal Current Regulative Diodes
- Fit and Forget
- Warm White version available

BENEFITS

- Direct replacement for standard bulb fitting
- Operates AC or DC at 8-48V for maximum versatility
- No colour filter required
- Even illumination of large lens areas
- Constant current and intensity across voltage range
- Outstanding reliability
- Warm White LED may be used behind coloured lens as a true replacement for a filament lamp

Marl Part Number	LED Colour	Typical Voltage AC/DC Vopr	Typical Current DC Iopr	Typical LED Luminous Intensity	Typical LED Wavelength λ_p	Operating Temp Topr *	Storage Temp Tstg
258-501-64-38	Red	8-48	10	236	619	-40 to +75	-40 to +100
258-521-64-38	Yellow	8-48	10	217	585	-40 to +80	-40 to +100
258-532-64-38	Green	8-48	10	1360	520	-40 to +75	-40 to +100
258-930-64-38	Blue	8-48	10	270	468	-40 to +75	-40 to +100
258-993-64-38	Warm White	8-48	10	420	See Below	-30 to +85	-40 to +100
258-997-64-38	Cool White	8-48	10	743	See Below	-30 to +85	-40 to +100
		Vac/dc	mA	mcd	nm	°C	°C

Typical Emission Colours Warm White LED				
X	0.4255	0.4390	0.4970	0.4770
Y	0.4000	0.4310	0.4466	0.4137

Typical Emission Colours Cool White LED			
X	0.275	0.280	0.290
Y	0.270	0.280	0.300

NOTES

Intensities (Iv) and colour shades of white (X-Y co-ordinates) may vary between LEDs within a batch. Additional LED Colours and Voltage Options available for semi-custom projects. Please contact our Sales Team. All LED components are supplied in anti-static packaging.

* LED Characteristics stated at Ta=25°C. For operating temperature derating graphs, please refer to sheet 2.

To order please contact us on +44 (0) 1229 582 430
 F +44 (0) 1229 585 155 | E sales@marl.co.uk | www.leds.co.uk

marlleds in company/marl-international-limited



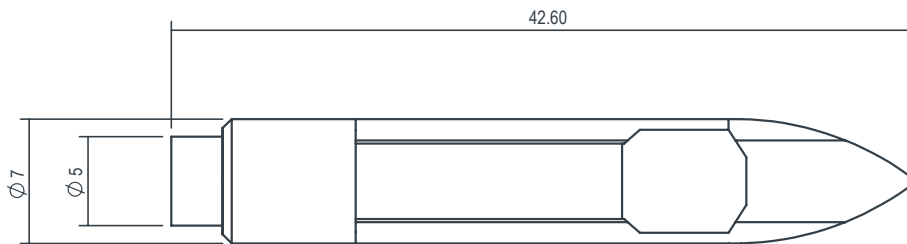
TECHNICAL DATA

Series	Lamp Base Style	Max. Power Dissipation
258	T6.8 Slide Base	625
		mW

TECHNICAL DRAWING

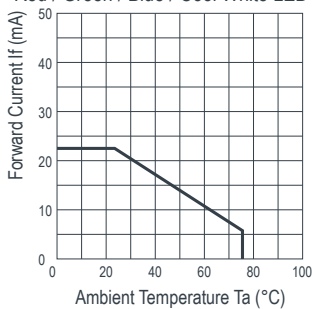
Weight (g): 2.8

Dimensions in mm (typical). Not to scale. Colour dot on product denotes LED colour.

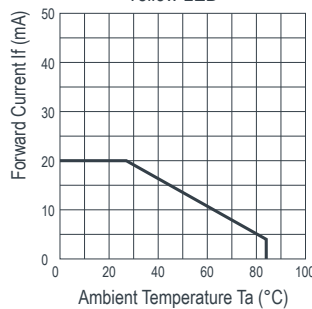


DE-RATING GRAPHS

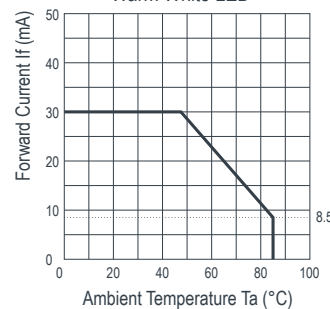
Red / Green / Blue / Cool White LED



Yellow LED



Warm White LED



DESIGN CONSIDERATIONS

Single-Chip LEDs

All devices feature water clear high intensity LEDs as standard. In devices where discrete LEDs are used, the single chip LED devices have been modified by the removal of the domed portion of the encapsulation (flat-topped) to provide even illumination of switches and annunciators. Non flat topped versions are also available. Flat-topping does not apply to devices using surface-mounted device (SMD) LEDs.

Product Evaluation

Filament replacement LEDs have been specifically designed to meet the primary objective of providing improved reliability. As this product range is suitable for both new-build and retro-fit, (sometimes in very old systems), a wide range of illuminated push button switches and lamp holders can be encountered. Due to subjectivity, evaluation of the LED type is recommended, (samples of all standard models are available). Care should be taken to correctly simulate

operating ambient light conditions to ensure that the correct device has been selected to maximise viewing characteristics such as viewing angle, colour compatibility and on/ off contrast ratio.

Electro-Static Discharge (ESD)

Build up of electro-static discharge occurs in many situations involving people moving and handling products. The range of possible situations is very diverse but voltage levels as high as several thousand volts can and do arise in many individual situations. When an operator charged up to these levels handles a static sensitive device, there is a very probable likelihood that the device will be irreversibly damaged. It is essential that precautions are taken at all stages during manufacture and assembly of these products. Although LEDs were never considered to be static sensitive devices, changes in manufacturing technology and materials used to produce higher intensity products over a large range of the wavelength spectrum

have changed this. Marl has an approved system of ESD control from goods in, through production and into final packing and despatch. Marl recommend all users of LED based products follow the current BSI guidelines for protection of electronic devices from electrostatic phenomena.

Voltage, Current and Temperature

The forward voltage / current value of an LED is dependent upon the ambient temperature of the environment in which it is operated. Therefore, care must be taken to operate the LED at the correct voltage / current values, depending upon the ambient temperature.

Marl should be contacted if the device is to be operated outside the temperature range specified. Marl accept no liability for any product that is operated outside the stated voltage or temperature range.

To order please contact us on +44 (0) 1229 582 430

F +44 (0) 1229 585 155 | E sales@marl.co.uk | www.leds.co.uk

marlleds | company/marl-international-limited



Q 05480

